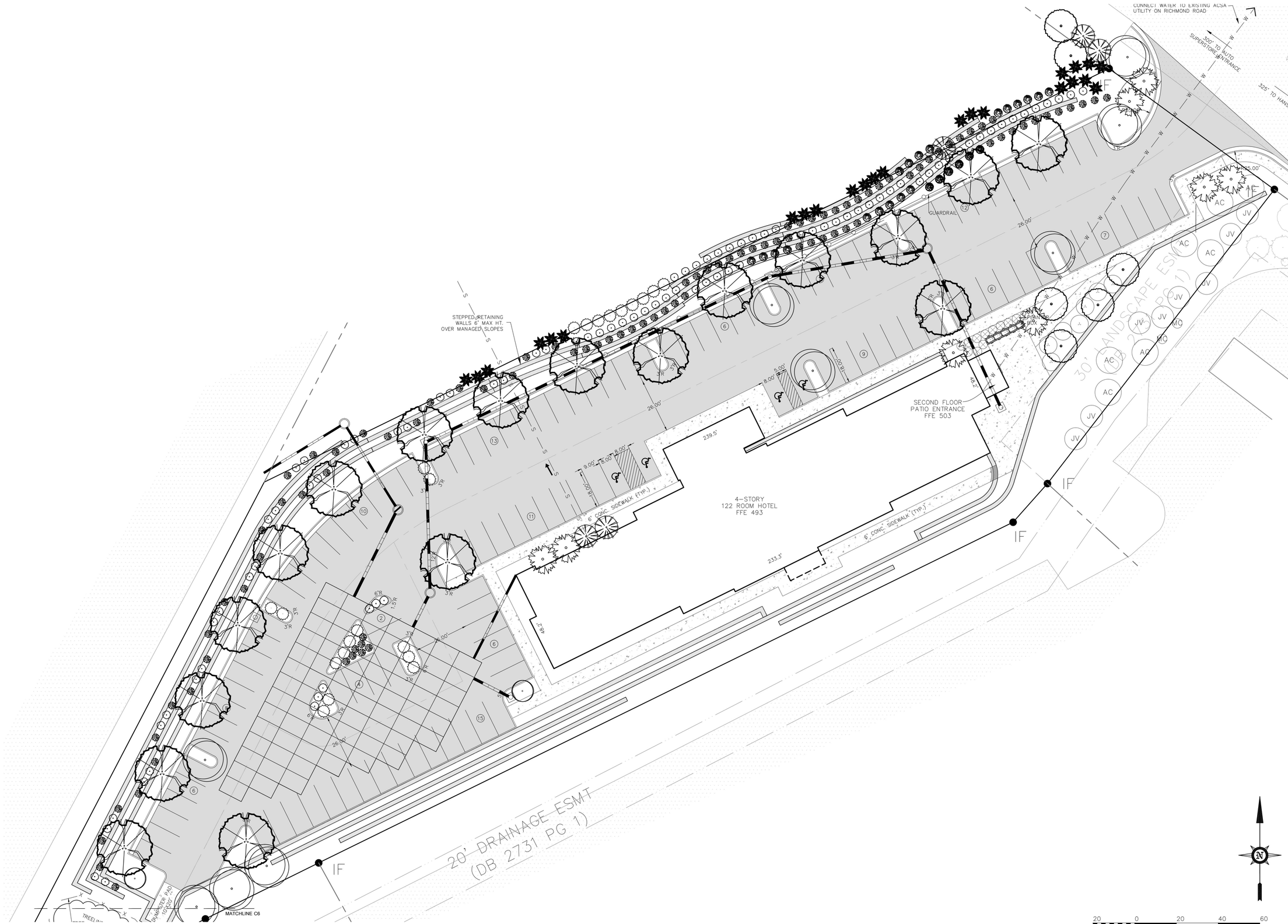


SHIMP ENGINEERING PC
LAND PLANNING · PROJECT MANAGEMENT
912 E. HIGH ST.
CHARLOTTESVILLE VA, 22902
434.227.5140
JUSTIN@SHIMP-ENGINEERING.COM

COMMONWEALTH OF VIRGINIA
JUSTIN T. SHIMP
NO. 45183
PROFESSIONAL ENGINEER
FOR REVIEW

ARCHITECTURAL REVIEW BOARD

OVERLOOK HOTEL

ALBEMARLE COUNTY, VIRGINIA

SUBMISSION:
2022.05.16

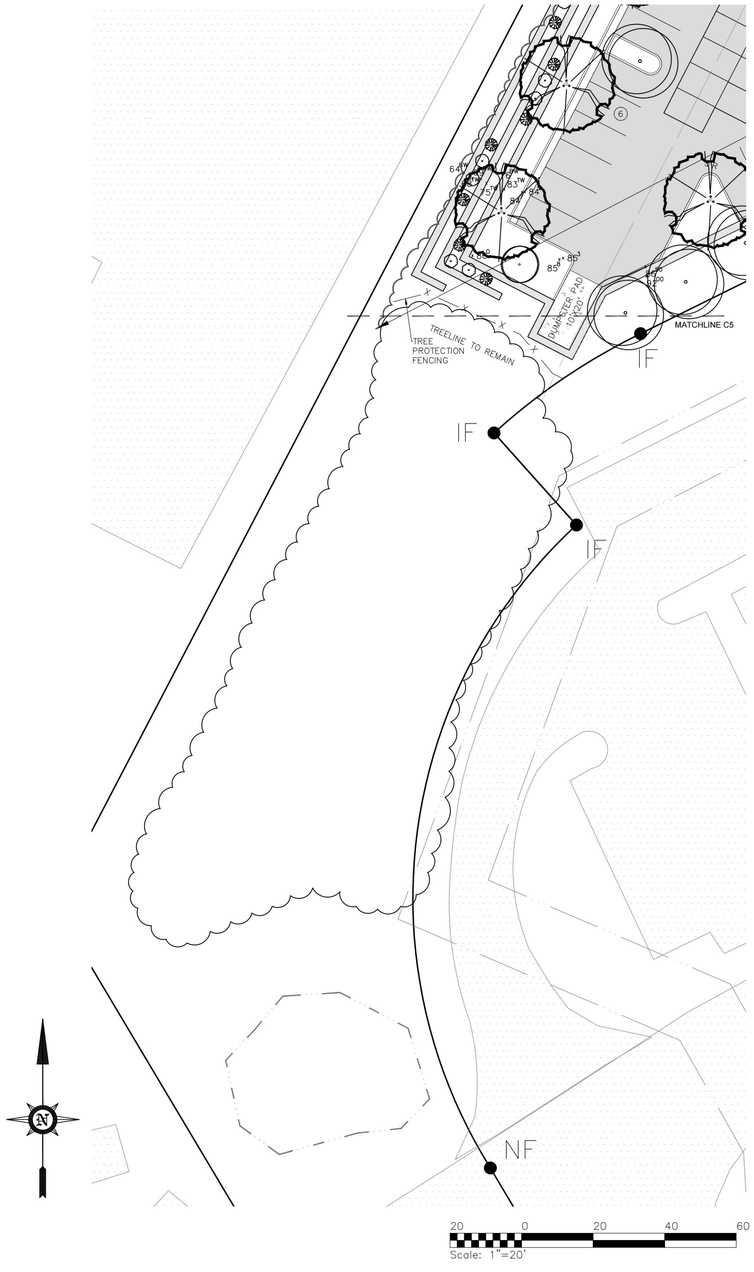
REVISION:

FILE NO.
19.039

EXHIBIT: LANDSCAPE PLAN

SHEET C1 of C3

C1


TREELINE TO REMAIN
TREE PROTECTION FENCING
DUMPSTER PAD 10'x20'
MATCHLINE C5
IF
IF
IF
NF
64'
75'
83'
84'
85'
85'
85

Catalog #: _____ Project: _____

Prepared By: _____ Date: _____ Type: _____

Slice Medium (SLM)

Outdoor LED Area Light

IP66 IK08



OVERVIEW	
Lumen Package	9,000 - 48,000
Wattage Range	63 – 401
Efficacy Range (LPW)	112 – 156
Weight (lbs/kg)	30 (13.6)

QUICK LINKS

Ordering Guide | Performance | Photometrics | Dimensions

FEATURES & SPECIFICATIONS

Construction

- Rugged die-cast aluminum housing contains factory prewired driver and optical unit. Cast aluminum wiring access door located underneath.
- Fixtures are finished with LSI's DuraGrip® polyester powder coat finishing process. The DuraGrip finish withstands extreme weather changes without cracking or peeling. Other standard LSI finishes available. Consult factory.
- Shipping weight: 37 lbs in carton.

Optical System

- State-of-the-Art one piece silicone optic sheet delivers industry leading optical control with an integrated gasket to provide IP66-rated seal.
- Proprietary silicone refractor optics provide exceptional coverage and uniformity in distribution types 2, 3, 5W, FT, FTA and AM.
- Silicone optical material does not yellow or crack with age and provides a typical light transmittance of 93%.
- Zero uplight.
- Available in 5000K, 4000K, and 3000K color temperatures per ANSI C78.377. Also available in phosphor converted amber with peak intensity at 610nm.
- Minimum CRI of 70
- Integral louver (IL) and house-side shield (IH) options available for improved backlight control without sacrificing street side performance. See page 3 for more details.

Electrical

- High-performance driver features overvoltage, under-voltage, short-circuit and over temperature protection.
- 0-10V dimming (10% - 100%) standard.
- Standard Universal Voltage (120-277 VAC) Input. 50/60 Hz or optional High Voltage (347-480 VAC).
- L80 Calculated Life: >100k Hours (See Lumen Maintenance on Page 5)
- Total harmonic distortion: <20%
- Operating temperature: -40°C to +50°C (-40°F to +122°F). 42L and 48L lumen packages rated to +40°C.
- Power factor: > 90
- Input power stays constant over life.
- Field replaceable 10kV surge protection device meets a minimum Category C Low operation (per ANSI/IEEE C62.41.2).
- High-efficacy LEDs mounted to metal-core circuit board to maximize heat dissipation
- Driver is fully encased in potting material for moisture resistance and complies with FCC standards. Driver and key electronic components can easily be accessed.

Controls

- Optional integral passive infrared Bluetooth™ motion and photocell sensor. Fixtures operate independently and can be commissioned via iOS or Android configuration app.
- LSI's AirLink™ wireless control system options reduce energy and maintenance costs while optimizing light quality 24/7.

Installation

- A single fastener secures the hinged door, underneath the housing and provides quick & easy access to the electrical compartment.
- Included terminal block accepts up to 12 ga. wire.
- Utilizes LSI's traditional B3 drill pattern. (See drawing on page 9)

Warranty

- LSI luminaires carry a 5-year limited warranty. Refer to https://www.lsiindustries.com/resources/terms-and-warranty.aspx for more information.

Listings

- Listed to UL 1598 and UL 8750.
- Meets Buy American Act requirements.
- IDA compliant; with 3000K color temperature selection.
- Title 24 Compliant; see local ordinance for qualification information.
- Suitable for wet locations.
- IP66 rated Luminaire per IEC 60598-1.
- 3G rated for ANSI C136.31 high vibration applicationsapplicationsare qualified.
- IK08 rated luminaire per IEC 62262 mechanical impact code.
- DesignLights Consortium® (DLC) qualified product. Not all versions of this product may be DLC qualified. Please check the DLC Qualified Products List at www.designlights.org/QPL to confirm which versions are qualified.
- Patented Silicone Optics (US Patent NO. 10,816,165 B2)

Type: _____

Slice Medium Outdoor LED Area Light

ORDERING GUIDE

Back to Quick Links

TYPICAL ORDER EXAMPLE: **SLM LED 36L SIL FTA UNV DIM 50 70CRI ALSCS04 BRZ IL**

Luminaire Prefix	Light Source	Lumen Package	Lens	Light Output	Distribution	Orientation[1]	Voltage	Driver
SLM - Slice Medium	**LED**	**9L** - 9,000 lms **12L** - 12,000 lms **18L** - 18,000 lms **24L** - 24,000 lms **30L** - 30,000 lms **36L** - 36,000 lms **42L** - 42,000 lms **48L** - 48,000 lms **Custom Lumen Package[2]**	**SIL** - Silicone	**2** - Type 2 **3** - Type 3 **5W** - Type 5 Wide **FT** - Forward Throw **FTA** - Forward Throw - Automotive **AM** - Automotive Merchandise	(blank) - standard (no rotation) **L** - Optics rotated left 90° **R** - Optics rotated right 90°	**UNV** - Universal Voltage (120-277V) **HV** - High Voltage (347-480V)	**DIM** - 0-10V Dimming (@ 50%)

Color Temp	Color Rendering	Controls (Choose One)	Finish	Options
50 - 5,000 CCT **40** - 4,000 CCT **30** - 3,000 CCT **AMB** - Phosphor Converted Amber[3]	**70CRI** - 70 CRI	(Blank) - None **Wireless Controls System** **ALSCS01** - AirLink Synapse Control System **ALSCS02** - AirLink Synapse Control System with 12'-20' Motion Sensor **ALSCS04** - AirLink Synapse Control System with 20-40' Motion Sensor **ALWCS** - AirLink Blue Wireless Motion & Photo Sensor Controller (8-24' mounting height) **ALWCS2** - AirLink Blue Wireless Motion & Photo Sensor Controller (25-40' mounting height) **Button Type Controls** **EST** - Extra Sensitivity leads extended to housing exterior **CR7P** - 7 Pin Control Receptacle ANSI C136.41[7] **IMSBT1**- Integral Bluetooth™ Motion and Photocell Sensor (8-24' MH)[4] **IMSBT2**- Integral Bluetooth™ Motion and Photocell Sensor (25-40' MH)[4] **Button Type Photocells** **PCV120** - 120V **PCV208-277** - 208 - 277V **PCD347** - 347V	**BLK** - Black **BRZ** - Dark Bronze **GMG** - Gun Metal Gray **GPT** - Graphite **MSV** - Metallic Silver **PLP** - Platinum Plus **SVG** - Satin Verde Green **WHT** - White	(Blank) - None **IH** - Integral Houseside Shield[5] **IL** - Integral Louver (Sharp Spill Light Cutoff)[5]

Accessories Ordering Information[6]

Controls Accessories

Description	Order Number
Twist Lock Photocell (120V) for use with CR7P	122514
Twist Lock Photocell (208-277) for use with CR7P	122515
Twist Lock Photocell (347V) for use with CR7P	122516
Twist Lock Photocell (480V) for use with CR7P	1225180
AirLink 5 Pin Twist Lock Controller	814X9
AirLink 7 Pin Twist Lock Controller	881410
Flow-Mounted Occupancy Sensor (24V)	4622WLS1
Shorting Cap for use with CR7P	14922

Fusing Options[10]

Description	Order Number
Single Fusing (120V)	See Fusing Accessory Guide
Single Fusing (277V)	
Double Fusing (208V, 240V)	
Double Fusing (480V)	
Double Fusing (347V)	

Mounting Accessories[6]

Description	Order Number
Round Pole Adapter (2" Round Tapered Poles)	4080730_R
Round Pole Adapter (4" Round Poles)	3784870_R
Round Pole Adapter (5" Round Poles)	3784880_R
Universal Mounting Bracket	6846160_R
Adjustable Slip Fitter (2" - 2 3/8" Tenon)	6851383_R
Quick Mount Pole Bracket (Square Pole)	6870730_R
Quick Mount Pole Bracket (4.5" Round Pole)	6899930_R
15 Tilt Quick Mount Pole Bracket (Square Pole)	6988550_R
15 Tilt Quick Mount Pole Bracket (4.5" Round Pole)	6988560_R
Wall Mount Bracket	3601830_R
Wood Pole Bracket (6" Minimum Pole Diameter)	7010190_R

Shielding & Miscellaneous Accessories

Description	Order Number
Integral Louver Shield	436812
Internal Houseside Shield	743414
15' Linear Bird Spike Kit (6' Recommended per Luminaire)	751632

FOOTNOTES:

1. Custom lumen and wattage packages available, consult factory. Values are within industry standard tolerances for initial lumens.
2. Not available on "Type SW" distribution.
3. Consult factory for availability.
4. Bluetooth® is configurable via the LSI app that can be downloaded from your smartphone's native app store.
5. Control device or shorting cap must be ordered separately. See Accessory Ordering Information.
6. Accessories are shipped separately and field installed.
7. Fusing must be located in hand hole of pole
8. Not available on "Type SW" distribution.
9. Only available with ALSCA(LNCH control options.
10. Fusing must be located in hand hole of pole. See Fusing Accessory Guide for compatability
11. Only available on 9L and 12L Lumen Packages. Consult factory for lead time and availability.

LITHONIA LIGHTING®

TYPE _____ PROJECT _____

CATALOG# _____

WD1340 - 4" ROUND 1-DIRECTION WALL MOUNT (IP65) - 1000LM/1500LM

SURFACE 1-DIRECTION WALL MOUNT



SPECIFICATION

Application: The WD1 Series directional Wall Luminaire can be used in both interior and exterior applications and can be pointed up or down. Typical locations are in commercial and retail spaces that contain walls and/or columns that require directional lighting. Can be used as downlight for direct illumination or an uplights for indirect illumination of architecture facades.

Housing: Constructed from a round one piece high grade aluminum extrusion with a rectangular extrusion arm, end cap, faceplate and a mounting plate with a powder coat finish. Includes CCB LED, reflector and LED driver. Mounting plate is secured to arm with (2) #10-24 stainless steel machine screws. Mounting plate installs onto an electrical junction box. Consult factory for junction box mounting plate.

Mounting: Fixture includes a mounting bracket for installation directly to a 4" octagonal electrical junction box.

Faceplate: Round one piece extruded aluminum with powder coat finish, clear tempered glass lens, and silicone o-ring. Faceplate is secured to the housing by threads.

Reflector Construction: One piece, heavy-gauge aluminum reflector prevents ugly dents during shipping and installation. Deeply mounted singular LED provides 50 degree visual cutoff for a glare free appearance.

Lumen Maintenance: Minimum 50,000 hours L70 life based on ANSI TM-21 calculations from LM80 standardized test results. See ordering guide for delivered lumens.

Dimming: 0-10VN option is a universal dimming system that works with most 3-Wire ELV, 2-Wire Incandescent and 3-Wire 0-10V dimmers.

Electrical: AC 50/60Hz Electronic Direct Current Class 2 driver integrally mounted. Power Factor > 0.90. For cold weather applications (-22°C and above) use -DUN driver option.

Emergency Options: Emergency LED Battery Back-up available, remotely mounted edlacent to housing by installer. When AC power fails, the device immediately switches to the emergency mode, operating the LEDs for a minimum of 90 minutes. Remote test switch and plate cover included. (-EMAC) is not wet location rated, and must be mounted in a dry area.

Caution: LITCHI recommends use of surge protectors on the power entering LED Housings. Surge damage is not covered by warranty.

Warranty: Covered by a 5 Year Warranty to be free of defects in materials and workmanship. Fixture should not be installed in applications with ambient temperature above 40 degrees C. Doing so will result in reduced lamp life and voided warranty.

Note: Dark Sky compliant when fixture is pointing downward.

Listing: ETL / cETL Listed. Suitable for wet location. Assembled in USA. (IP65).

Finish: A 7-stage electrostatic, polymer process provides a finish that delivers outstanding durability, superior anti-aging, resistance to corrosion and UV-degradation. Standard finishes are White, Silver, Basic Bronze, Black. Special order finishes are Light Silver, Dark Grey, Metallic Gold and Metallic Black.

Beam Spread: Available in Wide Flood, 2° Pencil Beam, Narrow Spot, Spot, Flood, Wall Wash, and Type IV (Forward Throw).

LED: Energy efficient Chip-On-Board (COB) Singular LED Light Source provides for smooth uniform light output, eliminating the multiple shadow effect seen from multiple LED Source products. Binned with 4 step MacAdam ellipses as recommended by ANSI C78.377 specifications (2700K (27CRI): 2700K, 2725K; 3000K (70CRI): 3000K, 3050K; 5000K).

Remote:
- Uniform, low glare illumination
- Durable, corrosion resistant finish
- Emergency back up available
- Up to 50,000 hour source
- 3-year limited warranty
- 13 Ft Mtg Ht., 22 Ft O.C. Spacing (1000 Lumen Package)
- 25 Ft Mtg Ht., 22 Ft O.C. Spacing (1500 Lumen Package)
- UniDim: option dimming with 2-Wire Incandescent, 3-Wire, ELV or 0-10V Controls.

FEATURE: ORDERING EXAMPLE : WD1340B-L15-B02-T27-EMAC

WD1340	FINISH	LUMEN*	BEAM SPREAD	DIMMING	LED	OPTIONS
WD1340	W - White S - Silver BZ - Bronze B - Black LG - Light Grey* DG - Dark Grey* MS - Metallic Gold* MB - Metallic Black*	Blank - 1000lm (70CRI) -L15 - 1500lm (27CRI)	Blank - Wide Flood -B02 - 2° Pencil Beam -B20 - Narrow Spot -B30 - Spot -B40 - Flood -BWW - Wall Wash -B7F - Type IV (Forward Throw)	Blank - Non-Dimming -UE-DUN (Unidim)**(120V/277V)	Blank - 4000K -T27 - 2700K* -T30 - 3000K -T27-CR7 - 2700K, 97CRI* -T30-CR7 - 3000K, 97CRI* -T50 - 5000K	Blank - None -EMAC - Emergency Back Up -CDL - Clear Lens* (Not Rated for Wet Locations)

*(Blank) 1000lm (15W) color temperature is 80CRI minimum, and is not available in 90 plus CRI. (-L15) 1500lm (22W) is 90CRI minimum with optional 97CRI.
**Dimming requires 0-10V Dimming Driver. Lead time may apply. Consult factory. (Finish options G5 piece minimum, 10-12 week lead time).
***(-UDN) Daylight Sensor is for 120V input only.

347V input with 0-10V Dimming available. Consult factory for lead times.

Tel: 323.904.0200 Product specifications subject to change without notice. www.liton.com

eema



KAXW

LED Wall Luminaire

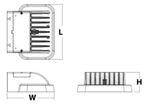
Catalog Number _____

Notes _____

Type _____

Specifications

Length:	16"	406mm
Width:	12"	305mm
Height:	5"	127mm
Weight (max):	19.2 lbs	9 kg



A+ Capable Luminaire

This item is an A+ capable luminaire, which has been designed and tested to provide consistent color appearance and system-level interoperability.

- All configurations of this luminaire meet the Acuity Brands' specification for chromatic consistency
- This luminaire is A+ Certified when ordered with DTL® controls marked by a shaded background. DTL DLL equipped luminaires meet the A+ specification for luminaire to photocontrol interoperability1
- This luminaire is part of an A+ Certified solution for ROAM® or XPoint™ Wireless control networks, providing out-of-the-box control compatibility with simple commissioning, when ordered with drivers and control options marked by a shaded background

To learn more about A+, visit www.acuitybrands.com/aplus.

1. See ordering tree for details.

A+ Capable options indicated by this color background.

Ordering Information

EXAMPLE: KAXW LED P3 40K R3 MVOLT DDBXD

KAXW LED								
Series	Performance package	Color temperature	Distribution	Voltage	Mounting	Control options	Other options	Finish (required)
KAXW LED	P1 P2 P3	30K 3000 K 40K 4000 K 50K 5000 K	R3 Type 3 R4 Type 4	MVOLT 120[1] 208[1] 240[1] 277[1] 347[1] 480[1]	Shipped included Blank Surface mounting bracket	Shipped installed PCR NEMA-twist-lock receptacle only (controls ordered separately)[2] PER5 Five-wire receptacle only (controls ordered separately)[2] PER7 Seven-wire receptacle only (controls ordered separately)[2] PIR 180° motion/ambient light sensor, <15' mtg ht[3] FAO Field adjustable output[4] PIRH Bi-level, motion/ambient sensor, 8-15' mounting height, ambient sensor enabled at 5fc[3] PIR1FC3V Bi-level, motion/ambient sensor, 8-15' mounting height, ambient sensor enabled at 1fc[3] PIR1FC3V Bi-level, motion/ambient sensor, 15-30' mounting height, ambient sensor enabled at 1fc[3]	Shipped installed SF Single fuse (120, 277, 347V)[5] DF Double fuse (208, 240 or 480V)[5] WH Shipped with white finish[6] U2 Left unbaked hole[7] RU2 Right unbaked hole[7] Shipped separately BSW Bird deterrent spikes[8] EGS External glare shield[9]	DDBXD Dark bronze DBLXD Black DNAXD Natural aluminum DWHXD White DSSXD Sandstone DDBTXD Textured dark bronze DBLBXD Textured black DNATXD Textured natural aluminum DWHGXD Textured white DSSTXD Textured sandstone

NOTES
1. MVOLT driver operates on any line voltage from 120-277V (50/60 Hz). Specify 208, 240 or 480 when ordering.
2. Not available with KAWR, See PUMS or PERT option.
3. Photocell ordered and shipped as a separate line item from Acuity Brands Controls. Not available with PIRH1FC3V.
4. If KAWR mode required, it must be ordered and shipped as a separate line item from Acuity Brands Controls.
5. Specifies the Sensor Switch WSCD-1 DOP control, see Inactive Control Options. For dead-fy Dimming driver standard. Not available with PER5 or PER7. Not specify "DS" or "DT" if "Requires PER" is separate and off.
7. Not available with PER5 or PER7 options.
8. Must specify 120, 277, or 347V option.
9. Must specify 120, 277, or 347V option.
10. Also available as a separate accessory; see Accessories information.
11. Requires a contractor supplied 5/ EMT outright fitting.
12. Requires luminaire to be specified with PER, PER5 or PER7 option. Ordered and shipped as a separate line item from Acuity Brands Controls.

Accessories

Ordered and shipped separately.

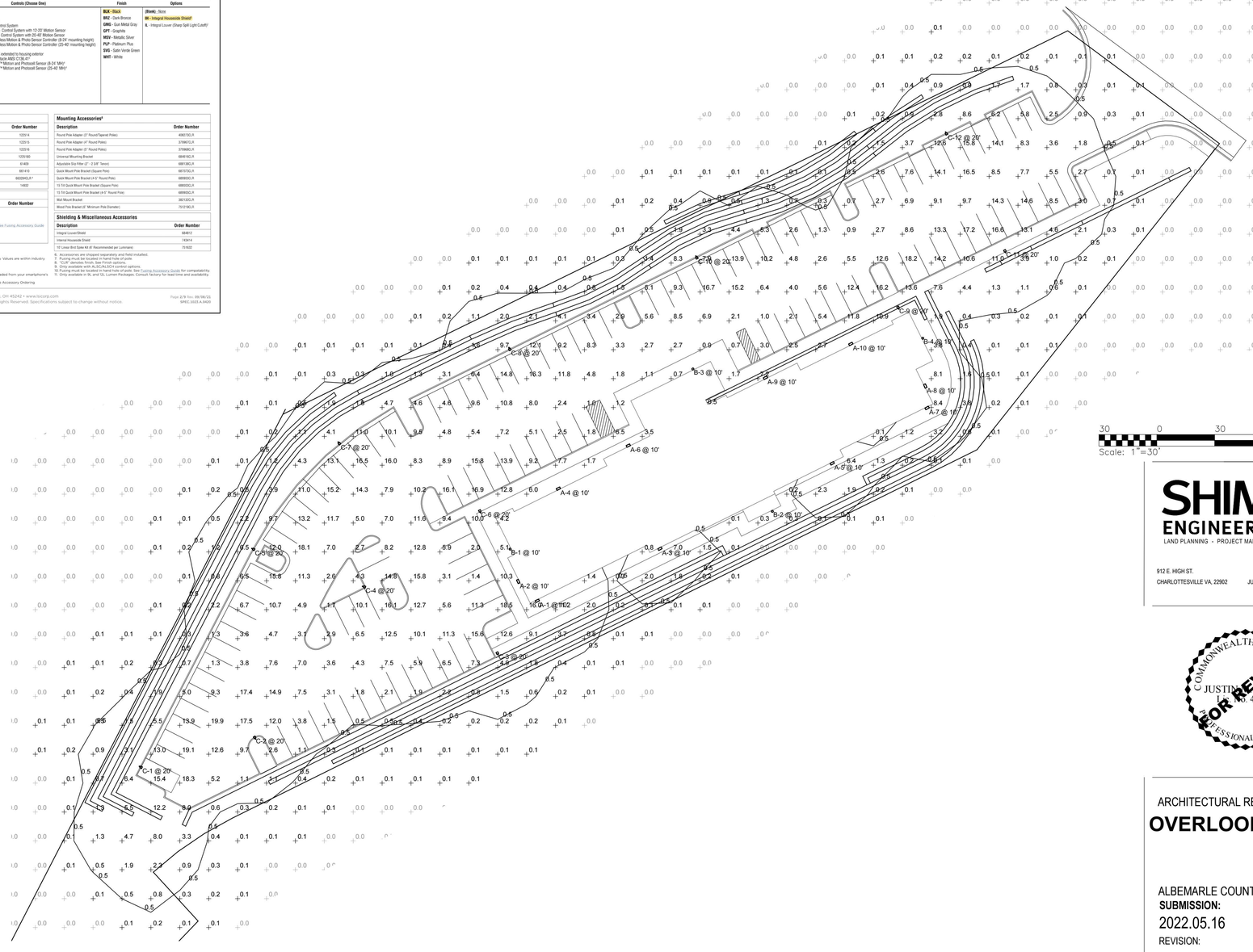
BLLSR 13 IR	Photocell - SSL twist-lock (120-277V)[1]
BLLWT 13 IR	Photocell - SSL twist-lock (347V)[1]
BLLWH 13 IR	Photocell - SSL twist-lock (480V)[1]
SWWSP DM U	Shorting cap
RSXWH U	Mast arm shield
SGWHXD U	Bolt-on/screw glare shield
SGWHTU U	External glare shield

LITHONIA LIGHTING

One Lithonia Way • Conyers, Georgia 30012 • Phone: 800.279.8241 • www.lithonia.com

© 2011-2019 Acuity Brands Lighting, Inc. All rights reserved.

KAXW LED
Rev. 02/11/19
Page 1 of 8





30 0 30 60 90

Scale: 1" = 30'

SHIMP ENGINEERING PC
LAND PLANNING · PROJECT MANAGEMENT
912 E. HIGH ST. 434.227.5140
CHARLOTTESVILLE VA, 22902 JUSTIN@SHIMP-ENGINEERING.COM

COMMONWEALTH OF VIRGINIA
JUSTIN D. SHIMP
Lic. No. 045183
FOR REVIEW
PROFESSIONAL ENGINEER

ARCHITECTURAL REVIEW BOARD

OVERLOOK HOTEL

ALBEMARLE COUNTY, VIRGINIA

SUBMISSION:

2022.05.16

REVISION:

FILE NO. 19.039

EXHIBIT: LIGHTING PLAN

SHEET C3 of C3

C3

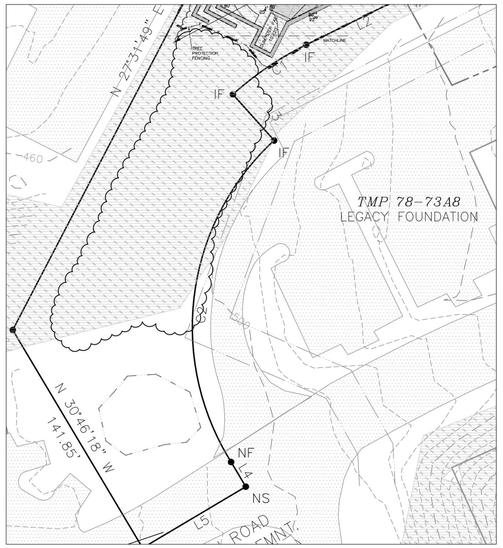
Lighting Schedule

Symbol	Label	Quantity	Manufacturer	Catalog Number	Description	Filename	Number of Lamps	Lumens Per Lamp	Light Loss Factor	Wattage
▭	A	10	Lithonia Lighting	KAXW LED P1 30K R3 MVOLT EGS	KAXW LED, PERFORMANCE PACKAGE 1, 3000K, TYPE 3, 120-277V, HOUSE-SIDE SHIELD	KAXW_LED_P1_30K_R3_MVOLT_EGS.ies	1	Absolute	1.00	29.0
○	B	4	Liton Lighting Inc	WD1340B-L15-B45UE-DUN	4" ROUND 1-DIRECTION WALL MOUNT (IP65) - 1500LM	WD1340B-L15-B45UE.ies	1	Absolute	1.00	20.1
□	C	12	LSI INDUSTRIES, INC.	SLM-LED-42L-SIL-3-30-70CRI		SLM-LED-42L-SIL-3-30-70CRI.ies	1	Absolute	1.00	352.0

CALCULATIONS
AVERAGE: 2.5 fc
MAXIMUM: 19.9 fc
MINIMUM: 0.0 fc

LIGHTING NOTES:

1. Each outdoor luminaire equipped with a lamp that emits 3,000 or more initial lumens shall be a full cutoff luminaire and shall be arranged or shielded to reflect light away from adjoining residential districts and away from adjacent roads. The spillover of lighting from luminaires onto public roads and property in residential or rural areas zoning districts shall not exceed one half footcandle.
2. "A" & "B" fixtures shall be mounted at a height of 10'.
3. "C" fixtures shall be mounted at a height of 20' from finished grade which includes the pole base.
4. "A", "B" & "C" fixtures shall have a black finish.
5. "A", "B" & "C" fixtures shall have a CCT of 3000K.



40 0 40 80 120
Scale: 1"=40'

20 0 20 40 60
Scale: 1"=20'

SHIMP ENGINEERING PC
LAND PLANNING · PROJECT MANAGEMENT
912 E. HIGH ST. 434.227.5140
CHARLOTTESVILLE VA, 22902 JUSTIN@SHIMP-ENGINEERING.COM

COMMONWEALTH OF VIRGINIA
JUSTIN C. SHIMP
NO. 045183
PROFESSIONAL ENGINEER
FOR REVIEW

INITIAL SITE DEVELOPMENT PLAN

OVERLOOK HOTEL

ALBEMARLE COUNTY, VIRGINIA

SUBMISSION:
2021.05.03

REVISION:
2021.09.20 [ARB]
2021.12.27 [ARB]
2022.05.16 [ARB]

FILE NO.
19.039

GRADING & UTILITY PLAN

SHEET C4 of C8

C4

Virginia Department of Transportation Details	
201.01	Standard 6" Curb (CG-2)
201.03	Combination 6" Curb & Gutter (CG-6)
203.04	Method of Treatment
204.01	CG-12 Detectable Warning Surface (General Notes)
506.04	Midwest Guardrail System*
506.05	Midwest Guardrail System*
The Standard Drawings contained in the VDOT Road & Bridge Standards are signed and sealed engineering drawings that are copyrighted materials of VDOT and the Commonwealth of Virginia. VDOT's policy is to offer the Standard Drawings in a secure electronic format and each Standard is available on this website. http://www.virginiadot.org/business/locdes/vdot_road_and_bridge_standards.asp	
*Finish of guardrail system shall have a corten (rustic brown) finish	



Finish of retaining wall to be coordinated with arch. drawings

SHIMP ENGINEERING PC
LAND PLANNING · PROJECT MANAGEMENT
912 E. HIGH ST. 434.227.5140
CHARLOTTESVILLE VA, 22902 JUSTIN@SHIMP-ENGINEERING.COM

COMMONWEALTH OF VIRGINIA
JUSTIN C. SHIMP
No. 45183
PROFESSIONAL ENGINEER
FOR REVIEW

INITIAL SITE DEVELOPMENT PLAN

OVERLOOK HOTEL

ALBEMARLE COUNTY, VIRGINIA

SUBMISSION:
2021.05.03

REVISION:
2021.09.20 [ARB]
2021.12.27 [ARB]
2022.05.02 [ARB]

FILE NO.
19.039

SITE DETAILS

SHEET C8 of C8

C8